





EPA National Primary Drinking Water Standards

	Contaminant	MCL or TT ¹ (mg/L) ²	Potential health effects from exposure above the MCL	Common sources of contaminant in drinking water	Public Health Goal
OC	Acrylamide	TT ⁸	Nervous system or blood problems;	Added to water during sewage/wastewater increased risk of cancer treatment	zero
OC	Alachlor	0.002	Eye, liver, kidney or spleen problems; anemia; increased risk of cancer	Runoff from herbicide used on row crops	zero
R	Alpha particles	15 picocuries per Liter (pCi/L)	Increased risk of cancer	Erosion of natural deposits of certain minerals that are radioactive and may emit a form of radiation known as alpha radiation	zero
IOC	Antimony	0.006	Increase in blood cholesterol; decrease in blood sugar	Discharge from petroleum refineries; fire retardants; ceramics; electronics; solder	0.006
IOC	Arsenic	0.010 as of 1/23/06	Skin damage or problems with circulatory systems, and may have increased risk of getting cancer	Erosion of natural deposits; runoff from orchards, runoff from glass & electronics production wastes	0
IOC	Asbestos (fibers >10 micrometers)	7 million fibers per Liter (MFL)	Increased risk of developing benign intestinal polyps	Decay of asbestos cement in water mains; erosion of natural deposits	7 MFL
OC	Atrazine	0.003	Cardiovascular system or reproductive problems	Runoff from herbicide used on row crops	0.003
IOC	Barium	2	Increase in blood pressure	Discharge of drilling wastes; discharge from metal refineries; erosion of natural deposits	2
OC	Benzene	0.005	Anemia; decrease in blood platelets; increased risk of cancer	Discharge from factories; leaching from gas storage tanks and landfills	zero
OC	Benzo(a)pyrene (PAHs)	0.0002	Reproductive difficulties; increased risk of cancer	Leaching from linings of water storage tanks and distribution lines	zero
IOC	Beryllium	0.004	Intestinal lesions	Discharge from metal refineries and coal-burning factories; discharge from electrical, aerospace, and defense industries	0.004
R	Beta particles and photon emitters	4 millirems per year	Increased risk of cancer	Decay of natural and man-made deposits of certain minerals that are radioactive and may emit forms of radiation known as photons and beta radiation	zero
DBP	Bromate	0.010	Increased risk of cancer	Byproduct of drinking water disinfection	zero
IOC	Cadmium	0.005	Kidney damage	Corrosion of galvanized pipes; erosion of natural deposits; discharge from metal refineries; runoff from waste batteries and paints	0.005
OC	Carbofuran	0.04	Problems with blood, nervous system, or reproductive system	Leaching of soil fumigant used on rice and alfalfa	0.04
OC	Carbon tetrachloride	0.005	Liver problems; increased risk of cancer	Discharge from chemical plants and other industrial activities	zero
D	Chloramines (as Cl ₂)	MRDL=4.0 ¹	Eye/nose irritation; stomach discomfort, anemia	Water additive used to control microbes	MRDLG=4 ¹

LEGEND

 D	Disinfectant	 IOC	Inorganic Chemical	 OC	Organic Chemical
 DBP	Disinfection Byproduct	 M	Microorganism	 R	Radionuclides

	Contaminant	MCL or TT1 (mg/L) ²	Potential health effects from exposure above the MCL	Common sources of contaminant in drinking water	Public Health Goal
OC	Chlordane	0.002	Liver or nervous system problems; increased risk of cancer	Residue of banned termiticide	zero
D	Chlorine (as Cl ₂)	MRDL=4.0 ¹	Eye/nose irritation; stomach discomfort	Water additive used to control microbes	MRDLG=4 ¹
D	Chlorine dioxide (as ClO ₂)	MRDL=0.8 ¹	Anemia; infants & young children: nervous system effects	Water additive used to control microbes	MRDLG=0.8 ¹
DBP	Chlorite	1.0	Anemia; infants & young children: nervous system effects	Byproduct of drinking water disinfection	0.8
OC	Chlorobenzene	0.1	Liver or kidney problems	Discharge from chemical and agricultural chemical factories	0.1
IOC	Chromium (total)	0.1	Allergic dermatitis	Discharge from steel and pulp mills; erosion of natural deposits	0.1
IOC	Copper	TT7; Action Level = 1.3	Short term exposure: Gastrointestinal distress. Long term exposure: Liver or kidney damage. People with Wilson's Disease should consult their personal doctor if the amount of copper in their water exceeds the action level	Corrosion of household plumbing systems; erosion of natural deposits	1.3
M	<i>Cryptosporidium</i>	TT3	Gastrointestinal illness (e.g., diarrhea, vomiting, cramps)	Human and animal fecal waste	zero
IOC	Cyanide (as free cyanide)	0.2	Nerve damage or thyroid problems	Discharge from steel/metal factories; discharge from plastic and fertilizer factories	0.2
OC	2,4-D	0.07	Kidney, liver, or adrenal gland problems	Runoff from herbicide used on row crops	0.07
OC	Dalapon	0.2	Minor kidney changes	Runoff from herbicide used on rights of way	0.2
OC	1,2-Dibromo-3-chloropropane (DBCP)	0.0002	Reproductive difficulties; increased risk of cancer	Runoff/leaching from soil fumigant used on soybeans, cotton, pineapples, and orchards	zero
OC	o-Dichlorobenzene	0.6	Liver, kidney, or circulatory system problems	Discharge from industrial chemical factories	0.6
OC	p-Dichlorobenzene	0.075	Anemia; liver, kidney or spleen damage; changes in blood	Discharge from industrial chemical factories	0.075
OC	1,2-Dichloroethane	0.005	Increased risk of cancer	Discharge from industrial chemical factories	zero
OC	1,1-Dichloroethylene	0.007	Liver problems	Discharge from industrial chemical factories	0.007
OC	cis-1,2-Dichloroethylene	0.07	Liver problems	Discharge from industrial chemical factories	0.07
OC	trans-1,2-Dichloroethylene	0.1	Liver problems	Discharge from industrial chemical factories	0.1
OC	Dichloromethane	0.005	Liver problems; increased risk of cancer	Discharge from drug and chemical factories	zero
OC	1,2-Dichloropropane	0.005	Increased risk of cancer	Discharge from industrial chemical factories	zero
OC	Di(2-ethylhexyl) adipate	0.4	Weight loss, live problems, or possible reproductive difficulties	Discharge from chemical factories	0.4
OC	Di(2-ethylhexyl) phthalate	0.006	Reproductive difficulties; liver problems; increased risk of cancer	Discharge from rubber and chemical factories	zero
OC	Dinoseb	0.007	Reproductive difficulties	Runoff from herbicide used on soybeans and vegetables	0.007
OC	Dioxin (2,3,7,8-TCDD)	0.00000003	Reproductive difficulties; increased risk of cancer	Emissions from waste incineration and other combustion; discharge from chemical factories	zero
OC	Diquat	0.02	Cataracts	Runoff from herbicide use	0.02
OC	Endothall	0.1	Stomach and intestinal problems	Runoff from herbicide use	0.1

LEGEND

D	Disinfectant	IOC	Inorganic Chemical	OC	Organic Chemical
DBP	Disinfection Byproduct	M	Microorganism	R	Radionuclides

	Contaminant	MCL or TT1 (mg/L) ²	Potential health effects from exposure above the MCL	Common sources of contaminant in drinking water	Public Health Goal
OC	Endrin	0.002	Liver problems	Residue of banned insecticide	0.002
OC	Epichlorohydrin	TT8	Increased cancer risk, and over a long period of time, stomach problems	Discharge from industrial chemical factories; an impurity of some water treatment chemicals	zero
OC	Ethylbenzene	0.7	Liver or kidneys problems	Discharge from petroleum refineries	0.7
OC	Ethylene dibromide	0.00005	Problems with liver, stomach, reproductive system, or kidneys; increased risk of cancer	Discharge from petroleum refineries	zero
IOC	Fluoride	4.0	Bone disease (pain and tenderness of the bones); Children may get mottled teeth	Water additive which promotes strong teeth; erosion of natural deposits; discharge from fertilizer and aluminum factories	4.0
M	<i>Giardia lamblia</i>	TT3	Gastrointestinal illness (e.g., diarrhea, vomiting, cramps)	Human and animal fecal waste	zero
OC	Glyphosate	0.7	Kidney problems; reproductive difficulties	Runoff from herbicide use	0.7
DBP	Haloacetic acids (HAA5)	0.060	Increased risk of cancer	Byproduct of drinking water disinfection	n/a ⁶
OC	Heptachlor	0.0004	Liver damage; increased risk of cancer	Residue of banned termiticide	zero
OC	Heptachlor epoxide	0.0002	Liver damage; increased risk of cancer	Breakdown of heptachlor	zero
M	Heterotrophic plate count (HPC)	TT3	HPC has no health effects; it is an analytic method used to measure the variety of bacteria that are common in water. The lower the concentration of bacteria in drinking water, the better maintained the water system is.	HPC measures a range of bacteria that are naturally present in the environment	n/a
OC	Hexachlorobenzene	0.001	Liver or kidney problems; reproductive difficulties; increased risk of cancer	Discharge from metal refineries and agricultural chemical factories	zero
OC	Hexachlorocyclopentadiene	0.05	Kidney or stomach problems	Discharge from chemical factories	0.05
IOC	Lead	TT7; Action Level = 0.015	Infants and children: Delays in physical or mental development; children could show slight deficits in attention span and learning abilities; Adults: Kidney problems; high blood pressure	Corrosion of household plumbing systems; erosion of natural deposits	zero
M	<i>Legionella</i>	TT3	Legionnaire's Disease, a type of pneumonia	Found naturally in water; multiplies in heating systems	zero
OC	Lindane	0.0002	Liver or kidney problems	Runoff/leaching from insecticide used on cattle, lumber, gardens	0.0002
IOC	Mercury (inorganic)	0.002	Kidney damage	Erosion of natural deposits; discharge from refineries and factories; runoff from landfills and croplands	0.002
OC	Methoxychlor	0.04	Reproductive difficulties	Runoff/leaching from insecticide used on fruits, vegetables, alfalfa, livestock	0.04
IOC	Nitrate (measured as Nitrogen)	10	Infants below the age of six months who drink water containing nitrate in excess of the MCL could become seriously ill and, if untreated, may die. Symptoms include shortness of breath and blue-baby syndrome.	Runoff from fertilizer use; leaching from septic tanks, sewage; erosion of natural deposits	10
IOC	Nitrite (measured as Nitrogen)	1	Infants below the age of six months who drink water containing nitrite in excess of the MCL could become seriously ill and, if untreated, may die. Symptoms include shortness of breath and blue-baby syndrome.	Runoff from fertilizer use; leaching from septic tanks, sewage; erosion of natural deposits	1

LEGEND

D Disinfectant	IOC Inorganic Chemical	OC Organic Chemical
DBP Disinfection Byproduct	M Microorganism	R Radionuclides

	Contaminant	MCL or TT ¹ (mg/L) ²	Potential health effects from exposure above the MCL	Common sources of contaminant in drinking water	Public Health Goal
OC	Oxamyl (Vydate)	0.2	Slight nervous system effects	Runoff/leaching from insecticide used on apples, potatoes, and tomatoes	0.2
OC	Pentachlorophenol	0.001	Liver or kidney problems; increased cancer risk	Discharge from wood preserving factories	zero
OC	Picloram	0.5	Liver problems	Herbicide runoff	0.5
OC	Polychlorinated biphenyls (PCBs)	0.0005	Skin changes; thymus gland problems; immune deficiencies; reproductive or nervous system difficulties; increased risk of cancer	Runoff from landfills; discharge of waste chemicals	zero
R	Radium 226 and Radium 228 (combined)	5 pCi/L	Increased risk of cancer	Erosion of natural deposits	zero
IOC	Selenium	0.05	Hair or fingernail loss; numbness in fingers or toes; circulatory problems	Discharge from petroleum refineries; erosion of natural deposits; discharge from mines	0.05
OC	Simazine	0.004	Problems with blood	Herbicide runoff	0.004
OC	Styrene	0.1	Liver, kidney, or circulatory system problems	Discharge from rubber and plastic factories; leaching from landfills	0.1
OC	Tetrachloroethylene	0.005	Liver problems; increased risk of cancer	Discharge from factories and dry cleaners	zero
IOC	Thallium	0.002	Hair loss; changes in blood; kidney, intestine, or liver problems	Leaching from ore-processing sites; discharge from electronics, glass, and drug factories	0.0005
OC	Toluene	1	Nervous system, kidney, or liver problems	Discharge from petroleum factories	1
M	Total Coliforms (including fecal coliform and <i>E. coli</i>)	5.0% ⁴	Not a health threat in itself; it is used to indicate whether other potentially harmful bacteria may be present ⁵	Coliforms are naturally present in the environment as well as feces; fecal coliforms and <i>E. coli</i> only come from human and animal fecal waste.	zero
DBP	Total Trihalomethanes (TTHMs)	0.10 0.080 after 12/31/03	Liver, kidney or central nervous system problems; increased risk of cancer	Byproduct of drinking water disinfection	n/a ⁶
OC	Toxaphene	0.003	Kidney, liver, or thyroid problems; increased risk of cancer	Runoff/leaching from insecticide used on cotton and cattle	zero
OC	2,4,5-TP (Silvex)	0.05	Liver problems	Residue of banned herbicide	0.05
OC	1,2,4-Trichlorobenzene	0.07	Changes in adrenal glands	Discharge from textile finishing factories	0.07
OC	1,1,1-Trichloroethane	0.2	Liver, nervous system, or circulatory problems	Discharge from metal degreasing sites and other factories	0.20
OC	1,1,2-Trichloroethane	0.005	Liver, kidney, or immune system problems	Discharge from industrial chemical factories	0.003
OC	Trichloroethylene	0.005	Liver problems; increased risk of cancer	Discharge from metal degreasing sites and other factories	zero
M	Turbidity	TT ³	Turbidity is a measure of the cloudiness of water. It is used to indicate water quality and filtration effectiveness (e.g., whether disease-causing organisms are present). Higher turbidity levels are often associated with higher levels of disease-causing micro-organisms such as viruses, parasites and some bacteria. These organisms can cause symptoms such as nausea, cramps, diarrhea, and associated headaches.	Soil runoff	n/a
R	Uranium	30 ug/L as of 12/08/03	Increased risk of cancer, kidney toxicity	Erosion of natural deposits	zero

LEGEND

D	Disinfectant	IOC	Inorganic Chemical	OC	Organic Chemical
DBP	Disinfection Byproduct	M	Microorganism	R	Radionuclides

	Contaminant	MCL or TT ¹ (mg/L) ²	Potential health effects from exposure above the MCL	Common sources of contaminant in drinking water	Public Health Goal
OC	Vinyl chloride	0.002	Increased risk of cancer	Leaching from PVC pipes; discharge from plastic factories	zero
M	Viruses (enteric)	TT ³	Gastrointestinal illness (e.g., diarrhea, vomiting, cramps)	Human and animal fecal waste	zero
OC	Xylenes (total)	10	Nervous system damage	Discharge from petroleum factories; discharge from chemical factories	10

NOTES

1 Definitions

- Maximum Contaminant Level Goal (MCLG)—The level of a contaminant in drinking water below which there is no known or expected risk to health. MCLGs allow for a margin of safety and are non-enforceable public health goals.
- Maximum Contaminant Level (MCL)—The highest level of a contaminant that is allowed in drinking water. MCLs are set as close to MCLGs as feasible using the best available treatment technology and taking cost into consideration. MCLs are enforceable standards.
- Maximum Residual Disinfectant Level Goal (MRDLG)—The level of a drinking water disinfectant below which there is no known or expected risk to health. MRDLGs do not reflect the benefits of the use of disinfectants to control microbial contaminants.
- Maximum Residual Disinfectant Level (MRDL)—The highest level of a disinfectant allowed in drinking water. There is convincing evidence that addition of a disinfectant is necessary for control of microbial contaminants.
- Treatment Technique (TT)—A required process intended to reduce the level of a contaminant in drinking water.

2 Units are in milligrams per liter (mg/L) unless otherwise noted. Milligrams per liter are equivalent to parts per million (ppm).

3 EPA's surface water treatment rules require systems using surface water or ground water under the direct influence of surface water to (1) disinfect their water, and (2) filter their water or meet criteria for avoiding filtration so that the following contaminants are controlled at the following levels:

- *Cryptosporidium* (as of 1/1/02 for systems serving >10,000 and 1/14/05 for systems serving <10,000) 99% removal.
- *Giardia lamblia*: 99.9% removal/inactivation
- Viruses: 99.99% removal/inactivation
- *Legionella*: No limit, but EPA believes that if *Giardia* and viruses are removed/inactivated, *Legionella* will also be controlled.
- Turbidity: At no time can turbidity (cloudiness of water) go above 5 nephelometric turbidity units (NTU); systems that filter must ensure that the turbidity go no higher than 1 NTU (0.5 NTU for conventional or direct filtration) in at least 95% of the daily samples in any month. As of January 1, 2002, for systems servicing >10,000, and January 14, 2005, for systems servicing <10,000, turbidity may never exceed 1 NTU, and must not exceed 0.3 NTU in 95% of daily samples in any month.
- HPC: No more than 500 bacterial colonies per milliliter
- Long Term 1 Enhanced Surface Water Treatment (Effective Date: January 14, 2005); Surface water systems or (GWUDI) systems serving fewer than 10,000 people must comply with the applicable Long Term 1 Enhanced Surface Water Treatment Rule provisions (e.g. turbidity standards, individual filter monitoring, *Cryptosporidium* removal requirements, updated watershed control requirements for unfiltered systems).
- Filter Backwash Recycling: The Filter Backwash Recycling Rule requires systems that recycle to return specific recycle flows through all processes of the system's existing conventional or direct filtration system or at an alternate location approved by the state.

4 No more than 5.0% samples total coliform-positive in a month. (For water systems that collect fewer than 40 routine samples per month, no more than one sample can be total coliform-positive per month.) Every sample that has total coliform must be analyzed for either fecal coliforms or *E. coli* if two consecutive TC-positive samples, and one is also positive for *E. coli*/fecal coliforms, system has an acute MCL violation.

5 Fecal coliform and *E. coli* are bacteria whose presence indicates that the water may be contaminated with human or animal wastes. Disease-causing microbes (pathogens) in these wastes can cause diarrhea, cramps, nausea, headaches, or other symptoms. These pathogens may pose a special health risk for infants, young children, and people with severely compromised immune systems.

6 Although there is no collective MCLG for this contaminant group, there are individual MCLGs for some of the individual contaminants:

- Haloacetic acids: dichloroacetic acid (zero); trichloroacetic acid (0.3 mg/L)
- Trihalomethanes: bromodichloromethane (zero); bromoform (zero); dibromochloromethane (0.06 mg/L)

7 Lead and copper are regulated by a Treatment Technique that requires systems to control the corrosiveness of their water. If more than 10% of tap water samples exceed the action level, water systems must take additional steps. For copper, the action level is 1.3 mg/L, and for lead is 0.015 mg/L.

8 Each water system must certify, in writing, to the state (using third-party or manufacturers certification) that when it uses acrylamide and/or epichlorohydrin to treat water, the combination (or product) of dose and monomer level does not exceed the levels specified, as follows: Acrylamide = 0.05% dosed at 1 mg/L (or equivalent); Epichlorohydrin = 0.01% dosed at 20 mg/L (or equivalent).

LEGEND

D	Disinfectant	IOC	Inorganic Chemical	OC	Organic Chemical
DBP	Disinfection Byproduct	M	Microorganism	R	Radionuclides

National Secondary Drinking Water Standards

National Secondary Drinking Water Standards are non-enforceable guidelines regulating contaminants that may cause cosmetic effects (such as skin or tooth discoloration) or aesthetic effects (such as taste, odor, or color) in drinking water. EPA recommends secondary standards to water systems but does not require systems to comply. However, states may choose to adopt them as enforceable standards.

Contaminant	Secondary Standard
Aluminum	0.05 to 0.2 mg/L
Chloride	250 mg/L
Color	15 (color units)
Copper	1.0 mg/L
Corrosivity	noncorrosive
Fluoride	2.0 mg/L
Foaming Agents	0.5 mg/L
Iron	0.3 mg/L
Manganese	0.05 mg/L
Odor	3 threshold odor number
pH	6.5-8.5
Silver	0.10 mg/L
Sulfate	250 mg/L
Total Dissolved Solids	500 mg/L
Zinc	5 mg/L